

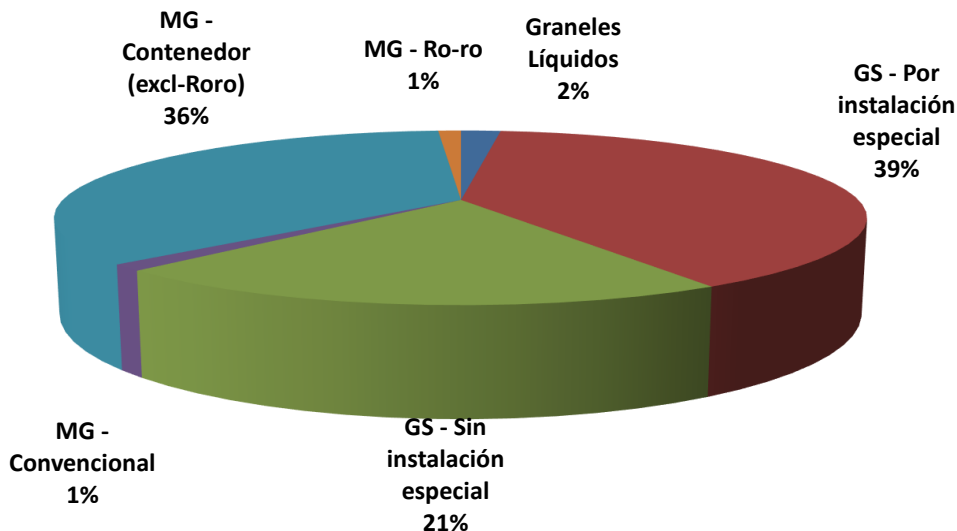
# Boletín estadístico APA

## Octubre 2024

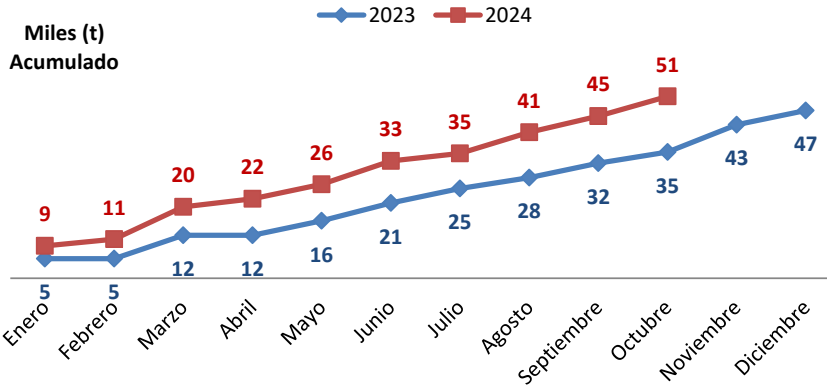


A.P. ALICANTE	Acumulado-2023 OCT	Acumulado-2024 OCT	Diferencia	Var(%)
<b>MERCANCIAS (t)</b>				
<b>Graneles Líquidos</b>	<b>35.170</b>	<b>50.630</b>	<b>15.460</b>	<b>43,96%</b>
<b>Graneles Sólidos</b>	<b>1.489.066</b>	<b>1.593.842</b>	<b>104.776</b>	<b>7,04%</b>
Por instalación especial	769.471	1.041.626	272.155	35,37%
Sin instalación especial	719.595	552.216	-167.379	-23,26%
<b>Mercancía general</b>	<b>1.107.607</b>	<b>999.956</b>	<b>-107.651</b>	<b>-9,72%</b>
Mercancía Convencional	174.700	31.900	-142.800	-81,74%
Mercancía en Contenedor (Excl. Ro-ro)	919.917	938.841	18.924	2,06%
Mercancía ro-ro	12.990	29.214	16.224	124,90%
<b>TOTAL MERCANCIAS</b>	<b>2.631.843</b>	<b>2.644.427</b>	<b>12.584</b>	<b>0,48%</b>
<b>PASAJEROS (Unidades)</b>	<b>325.159</b>	<b>320.738</b>	<b>-4.421</b>	<b>-1,36%</b>
Ferris	149.365	119.656	-29.709	-19,89%
Cruceiros	175.794	201.082	25.288	14,39%
<b>VEHÍCULOS (Unidades)</b>	<b>40.006</b>	<b>43.832</b>	<b>3.826</b>	<b>9,56%</b>
Ferris	38.031	39.074	1.043	2,74%
Régimen de mercancía	1.975	4.758	2.783	140,91%
<b>TOTAL TEUS (Terminal + Ro-ro)</b>	<b>144.212</b>	<b>147.245</b>	<b>3.034</b>	<b>2,10%</b>
<b>Nº Escalas</b>	<b>745</b>	<b>677</b>	<b>-68</b>	<b>-9,13%</b>
<b>G.T.</b>	<b>12.501.266</b>	<b>14.870.914</b>	<b>2.369.648</b>	<b>18,96%</b>

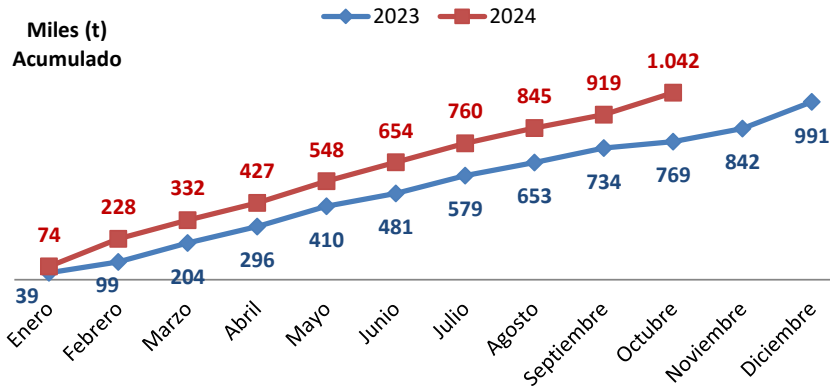
### Acumulado 2024 - OCT (t)



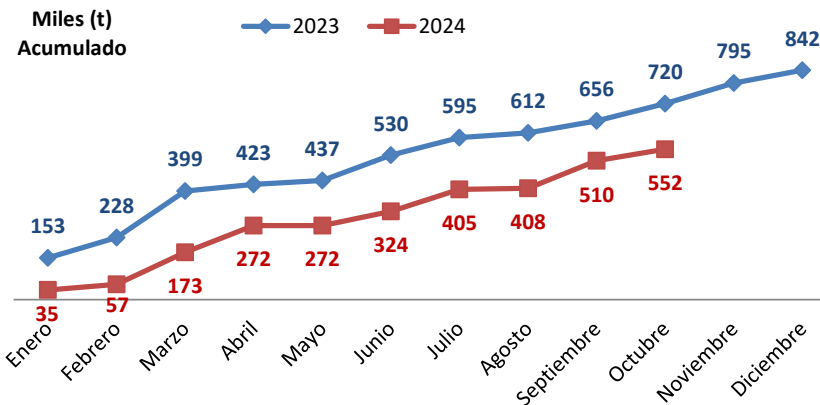
### Graneles Líquidos



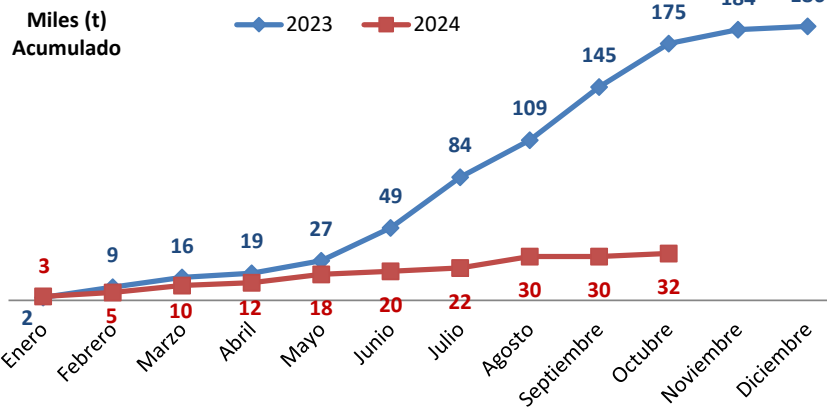
### Graneles Sólidos Con IE



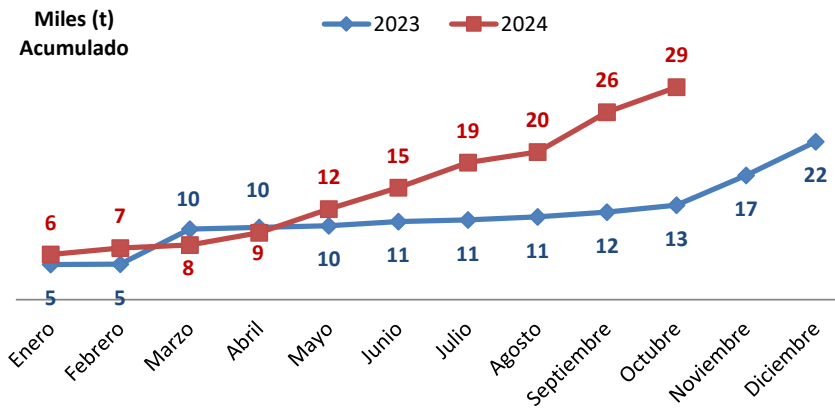
### Graneles Sólidos Sin IE



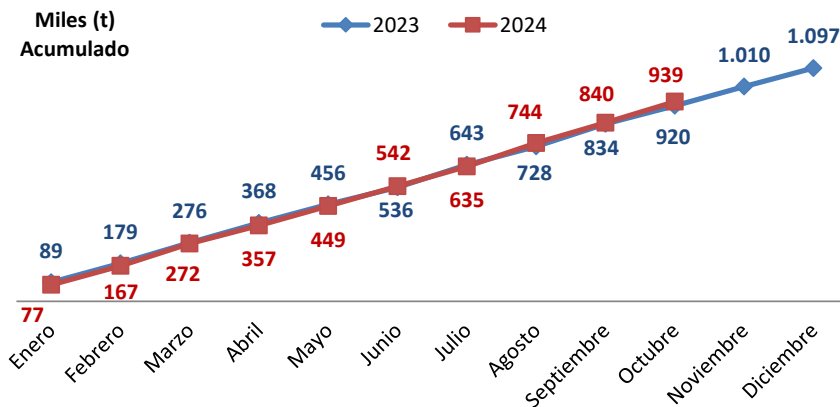
### Mercancía Convencional



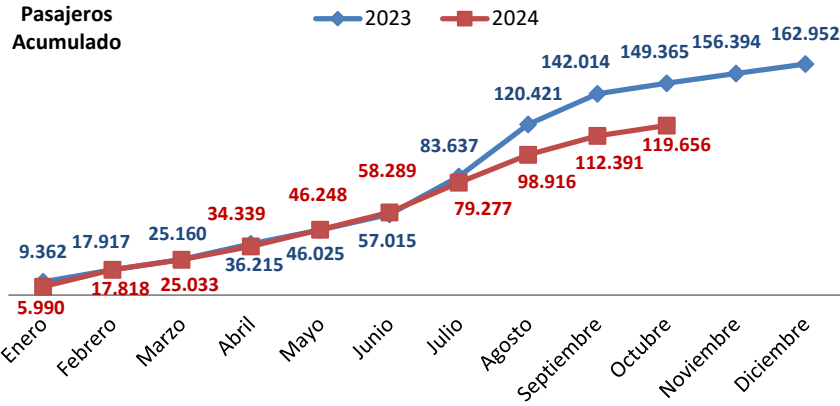
### Mercancía Ro-Ro



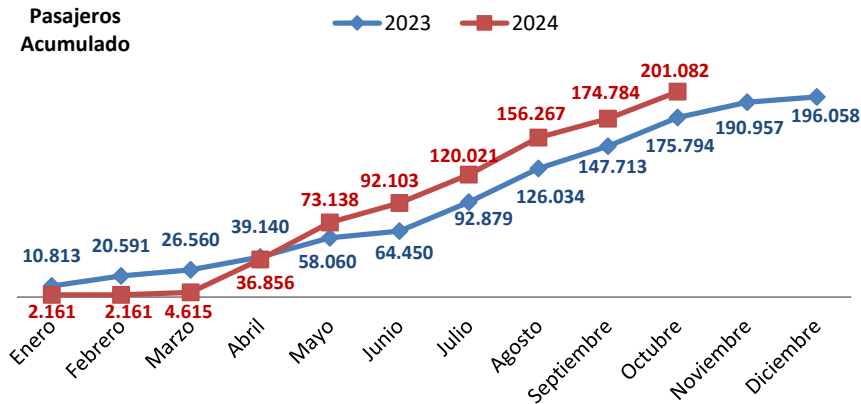
### Mercancía en Contenedor (Excluida ro-ro)



### PAX Ferri



### PAX Cruceros



### Mercancía Total

