

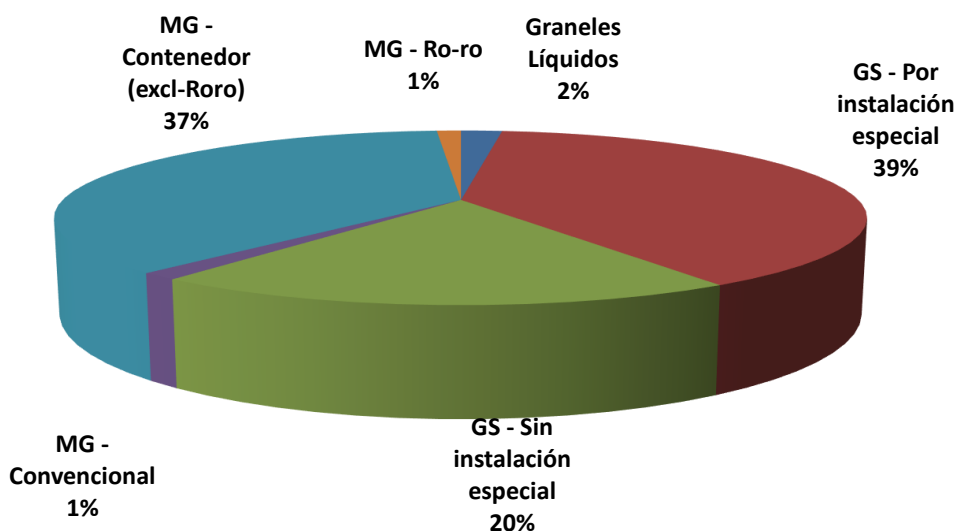
# Boletín estadístico APA

## Noviembre 2024

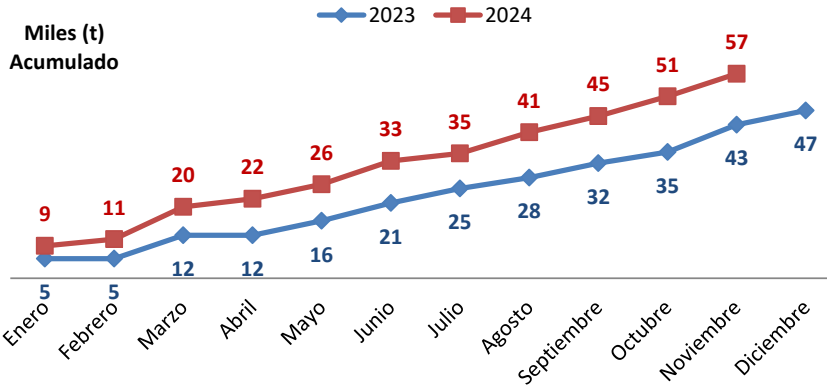


A.P. ALICANTE	Acumulado-2023 NOV	Acumulado-2024 NOV	Diferencia	Var(%)
<b>MERCANCIAS (t)</b>				
<b>Graneles Líquidos</b>	<b>42.734</b>	<b>56.967</b>	<b>14.233</b>	<b>33,30%</b>
<b>Graneles Sólidos</b>	<b>1.636.889</b>	<b>1.673.495</b>	<b>36.606</b>	<b>2,24%</b>
Por instalación especial	841.737	1.116.743	275.006	32,67%
Sin instalación especial	795.152	556.752	-238.400	-29,98%
<b>Mercancía general</b>	<b>1.211.405</b>	<b>1.135.709</b>	<b>-75.696</b>	<b>-6,25%</b>
Mercancía Convencional	184.144	37.459	-146.685	-79,66%
Mercancía en Contenedor (Excl. Ro-ro)	1.010.153	1.064.644	54.491	5,39%
Mercancía roro	17.108	33.605	16.497	96,43%
<b>TOTAL MERCANCIAS</b>	<b>2.891.028</b>	<b>2.866.171</b>	<b>-24.857</b>	<b>-0,86%</b>
<b>PASAJEROS (Unidades)</b>	<b>347.351</b>	<b>356.600</b>	<b>9.249</b>	<b>2,66%</b>
Ferris	156.394	127.085	-29.309	-18,74%
Cruceros	190.957	229.515	38.558	20,19%
<b>VEHÍCULOS (Unidades)</b>	<b>41.950</b>	<b>47.812</b>	<b>5.862</b>	<b>13,97%</b>
Ferris	39.911	42.157	2.246	5,63%
Régimen de mercancía	2.039	5.655	3.616	177,34%
<b>TOTAL TEUS (Terminal + Ro-ro)</b>	<b>158.396</b>	<b>167.036</b>	<b>8.641</b>	<b>5,46%</b>
<b>Nº Escalas</b>	<b>819</b>	<b>759</b>	<b>-60</b>	<b>-7,33%</b>
<b>G.T.</b>	<b>13.651.430</b>	<b>16.985.852</b>	<b>3.334.422</b>	<b>24,43%</b>

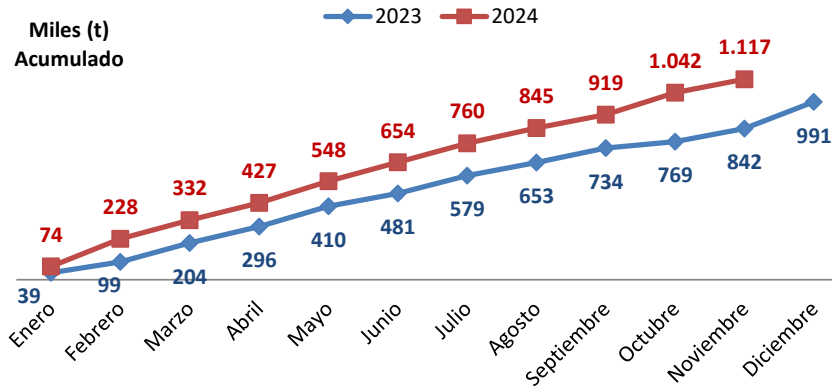
### Acumulado 2024 - NOV (t)



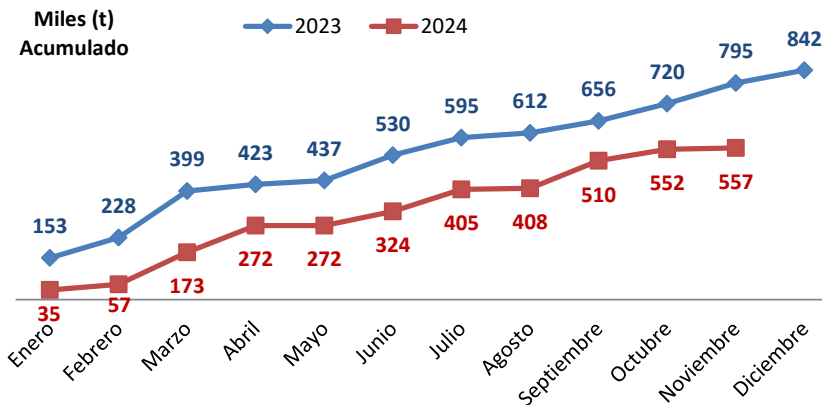
### Graneles Líquidos



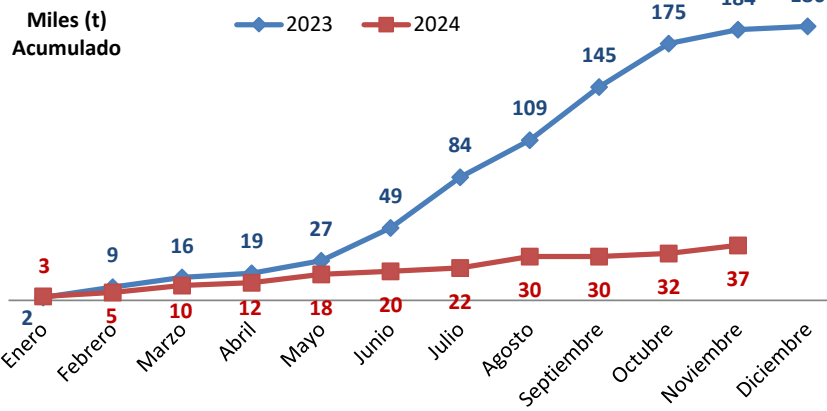
### Graneles Sólidos Con IE



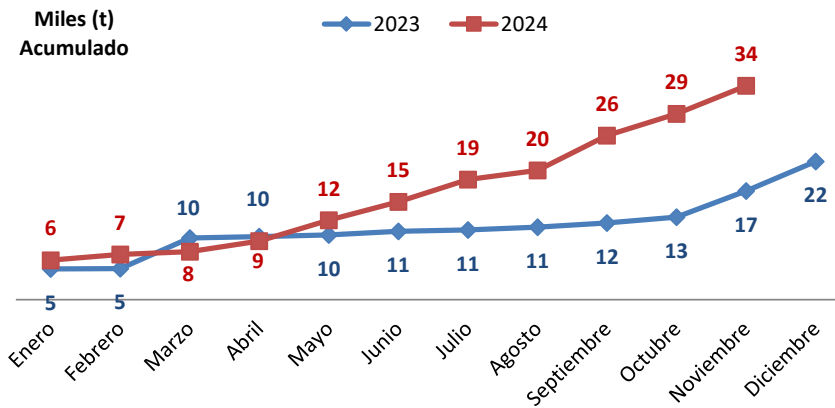
### Graneles Sólidos Sin IE



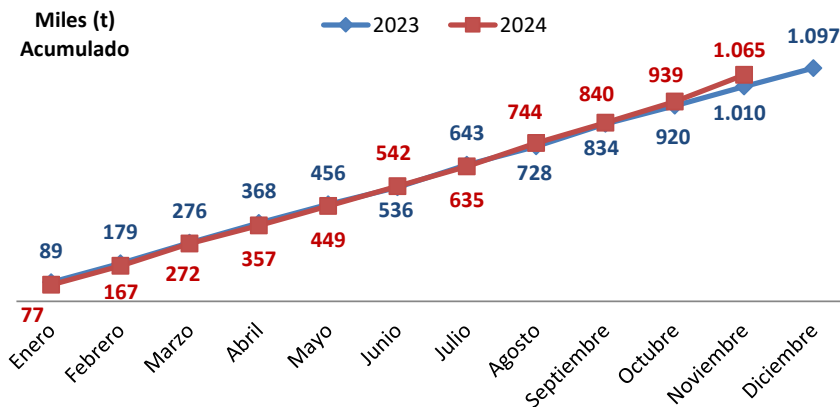
### Mercancía Convencional



### Mercancía Ro-Ro



### Mercancía en Contenedor (Excluida ro-ro)

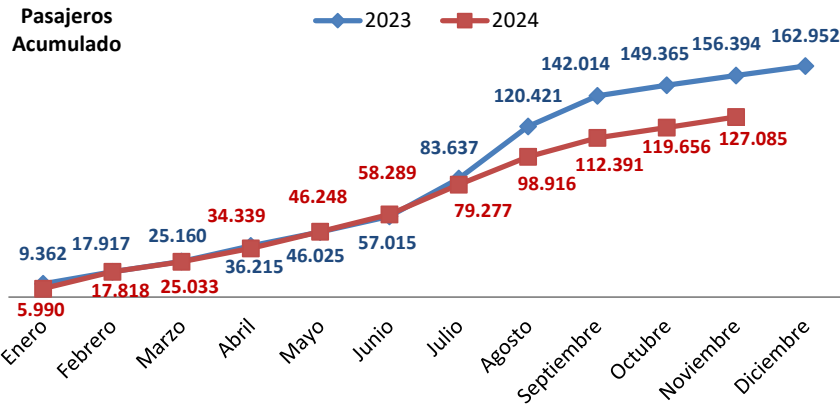




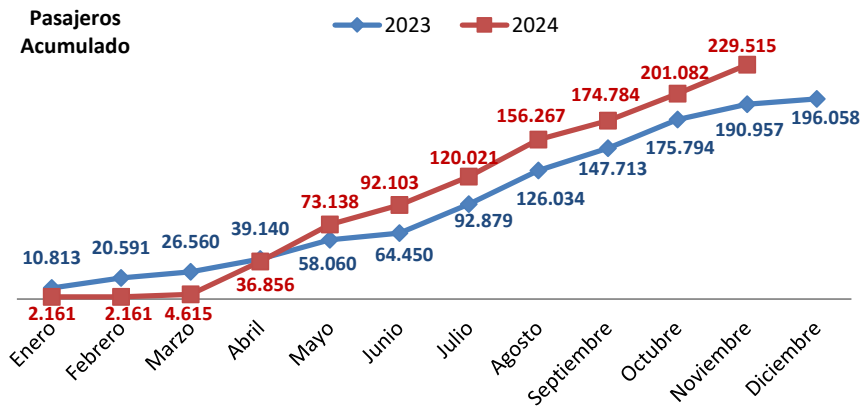
ALICANTE PORT

Autoridad Portuaria de Alicante

### PAX Ferri



### PAX Cruceros



### Mercancía Total

